

California University of Pennsylvania

California, PA • 724-938-4000

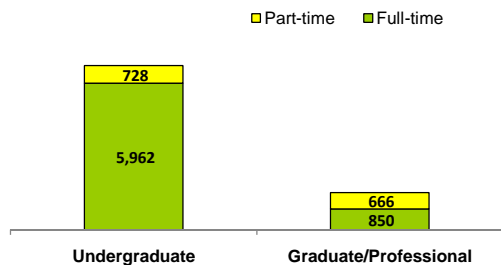
<http://www.cup.edu/>

California University is one of 14 comprehensive universities within the Pennsylvania State System of Higher Education. It is located in California, Pennsylvania (pop. 6,000) and has a total enrollment of 8,206 undergraduate and graduate students. California was founded in 1852.

Student Characteristics (Fall 2007)

TOTAL NUMBER OF STUDENTS 8,206

Student Level and Enrollment Status



Undergraduate Success and Progress Rate

Data used to build graph and table are not yet available

UNDERGRADUATE PROFILE

Total 6,690

Gender

Women	3,490	52%
Men	3,200	48%

Race/Ethnicity

African American / Black	379	6%
American Indian / Alaskan Native	11	0%
Asian / Pacific Islander	38	1%
Hispanic	69	1%
International	64	1%
White	4,489	67%
Race/Ethnicity Unknown	1,640	25%


Geographic Distribution (Degree-Seeking)

Pennsylvania	92%
Other US States & Territories	1%
Other Countries	7%

Age (Degree-Seeking)

Average Age	23
Percent of Undergraduates Age 25 or Older	18%

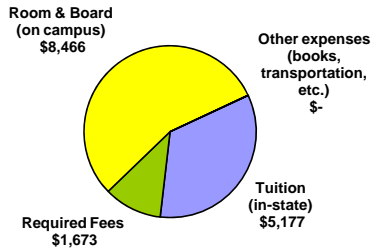
Retention of Fall 2006 First-Time, Full-time Students



One of the strengths of U.S. higher education is the broad range of diverse institutions, each with its own distinctive mission. We encourage you to check out college web sites and visit campuses to get a more complete picture of the opportunities available to you!

Costs of Attendance and Financial Aid

Typical Undergraduate Costs per Year Without Financial Aid for Full-Time, In-State Students (2007-08)



Total: \$15,316

[CLICK HERE](#) for typical out-of-state costs and any discipline-specific tuition

The cost to attend varies based on the individual circumstances of students and may be reduced through grants and scholarships.

[CLICK HERE](#)
To get a cost estimate for students like you!

Financial Aid Awarded to Undergraduates (Fall 2006)

Overall Financial Aid

• 0% of Fall 2006 full-time undergraduates received financial aid of some type including need-based loans, work study, and non need-based scholarships.

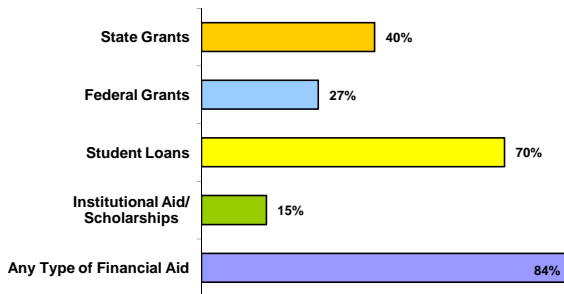
Annual Need-Based Scholarships & Grants

• 0% of Fall 2006 full-time undergraduates received need-based grants or scholarships; the average award for the year was \$.

Annual Need-Based Loans

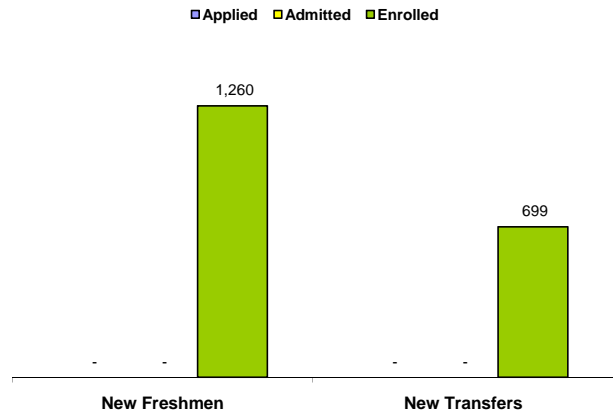
• 0% of Fall 2006 full-time undergraduates received need-based work-study and/or loans (not including parent loans); the average loan for the year was \$.

Percent of Fall 2006 First-Time Students Receiving Each Type of Financial Aid



NOTE: Student may receive aid from more than one source.

Undergraduate Admissions



Academic Preparation of New Freshman

Test(s) Required for Admission:

Middle 50% of Test Score Range	ACT	SAT
Composite	-	-
Math	-	440-530
English	-	-
Critical Reading	-	440-520

50% of admitted students have test scores within the ranges listed, 25% have scores above, and 25% have scores below.

Percent in top 25% of High School Graduating Class	0%
Percent in top 50% of High School Graduating Class	0%
Average High School GPA (4-point scale)	-

Degrees and Areas of Study

Degrees Awarded at Cal U in

Associate's	29
Bachelor's	1,086
Master's	645
Total	1,760

Areas of Study with the Largest Number of Undergraduate Degrees Awarded in 2006-07

Business, Management, Marketing, and Related Support Ser	15%
Education	14%
Health Professions and Related Clinical Sciences	8%
Security and Protective Services	7%
Engineering Technologies/Technicians	7%
All other degree areas	49%
Total	100%

[CLICK HERE](#) for a list of undergraduate and graduate programs

The Vulcans Community

0



Study at Cal U

Classroom Environment

Students per Faculty	to 1
Undergraduate classes with fewer than 30 students	0%
Undergraduate classes with fewer than 50 students	0%

Full-Time Instructional Faculty

Total Faculty	-
% Women	0%
% from Minority Groups	0%
% with Highest Degree in Field	0%

Carnegie Classification of Institutional Characteristics

Basic Type

Master's L: Master's Colleges and Universities (larger programs)

Size and Setting

M4/R: Medium four-year, primarily residential

Enrollment Profile

HU: High undergraduate

Undergraduate Profile

FT4/S/HTI: Full-time four-year, selective, higher transfer-in

Undergraduate Instructional Program

Prof+A&S/SGC: Professions plus arts & sciences, some graduate coexist

Graduate Instructional Program

Postbac-Comp: Postbaccalaureate comprehensive

NOTE: Institutional classifications based on the Carnegie 2005 edition.

[CLICK HERE](#) for more information on Carnegie Classifications.

Student Housing


71% of new freshmen live on campus
22% of all undergraduates live on campus

Campus Safety

[CLICK HERE](#) for Campus Crime Statistics report.

Future Plans of Bachelor's Degree Recipients

Data used to build graph are not yet available



Student Experiences and Perceptions

Students who are actively involved in their own learning and development are more likely to be successful in college. Colleges and universities offer students a wide variety of opportunities both inside and outside the classroom to become engaged with new ideas, people, and experiences. Institutions measure the effectiveness of these opportunities in a variety of ways to better understand what types of activities and programs students find the most helpful.

[CLICK HERE](#) for examples of how Cal U evaluates the experiences of its students.

In addition, institutions participating in the VSA program measure student involvement on campus using one of four national surveys.

Results from the survey are not yet available.

--	--

Student Learning Outcomes

All colleges and universities use multiple approaches to measure student learning. Many of these are specific to particular disciplines, many are coordinated with accrediting agencies, and many are based on outcomes after students have graduated. In addition, those institutions participating in the VSA measure increases in critical thinking, analytic reasoning, and written communication using one of three tests.

Student Learning Assessment at Cal U

0

[CLICK HERE](#) for examples of student learning assessment and outcomes at Cal U

Pilot Project to Measure Core Learning Outcomes

Results from the pilot project using one of the three learning outcomes tests are not yet available.