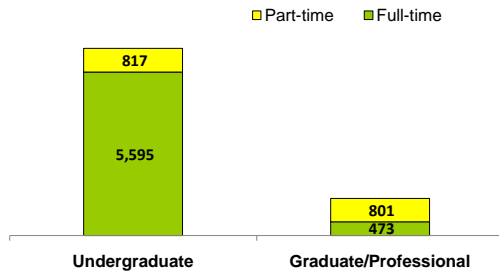


Offering more than 100 undergraduate and graduate majors to 7,686 students, Edinboro University is dedicated to academic and co-curricular excellence. The University is accredited by nearly a dozen agencies with many nationally-recognized programs and was selected by U.S. News and World Report as one of the top universities in the north. Edinboro has 41 buildings on 585 acres, including a new 260,000 square-foot student center. New housing and athletics projects will be completed in 2009. Founded in 1857 in Edinboro, PA (pop. 6,900), the campus is 18 miles from Erie and within 100 miles of Buffalo, Cleveland and Pittsburgh. Edinboro is one of 14 comprehensive universities within the PA System of Higher Education. Great things happen here!

Student Characteristics (Fall 2007) [More](#)

TOTAL NUMBER OF STUDENTS 7,686

Student Level and Enrollment Status



UNDERGRADUATE PROFILE

Total 6,412

Gender

Women 3,638 57%
Men 2,774 43%

Race/Ethnicity

African American / Black 619 10%
American Indian / Alaskan Native 18 0%
Asian / Pacific Islander 65 1%
Hispanic 90 1%
International 66 1%
White 5,552 87%
Race/Ethnicity Unknown 2 0%

Geographic Distribution (Degree-Seeking)

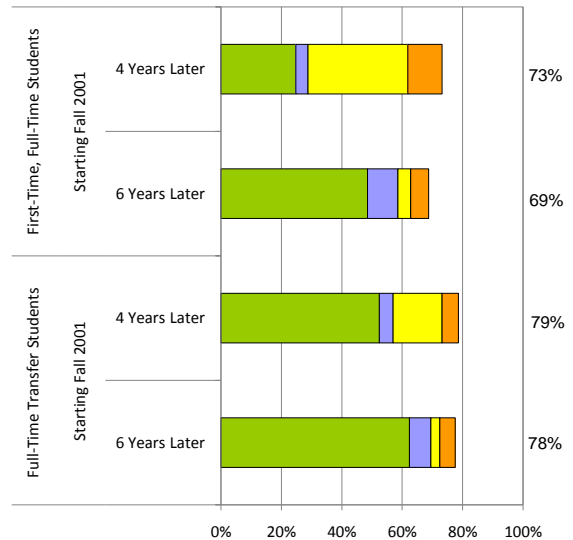
Pennsylvania 89%
Other US States & Territories 11%
Other Countries 1%

Age (Degree-Seeking)

Average Age 23
Percent of Undergraduates Age 25 or Older 18%

Undergraduate Success and Progress Rate

■ Graduated from EUP
 ■ Graduated from other Institution
■ Still Enrolled at EUP
 ■ Still Enrolled at other Institution



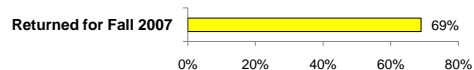
A 73% four-year success and progress rate means that 73% of students starting in Fall 2001 either graduated or are still enrolled at a higher education institution four years later.

Counts for the Fall 2001 entering class shown in the graph above.

- 1,384 First-Time, Full-Time Students
- 381 Full-Time Transfer Students

[CLICK HERE](#) for Detailed Success & Progress Rate Tables

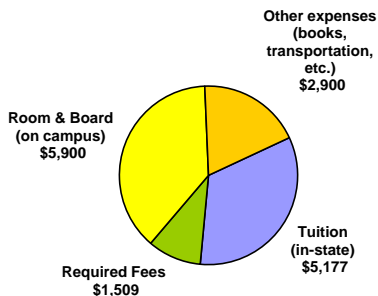
Retention of Fall 2006 First-Time, Full-time Students



Costs of Attendance and Financial Aid

[More](#)

Typical Undergraduate Costs per Year Without Financial Aid for Full-Time, In-State Students (2007-08)



Total: \$15,486

[CLICK HERE](#) for typical out-of-state costs and any discipline-specific tuition

The cost to attend varies based on the individual circumstances of students and may be reduced through grants and scholarships.

[CLICK HERE](#)
To get a cost estimate for students like you!

Financial Aid Awarded to Undergraduates (Fall 2006)

Overall Financial Aid

• 84% of Fall 2006 full-time undergraduates received financial aid of some type including need-based loans, work study, and non need-based scholarships.

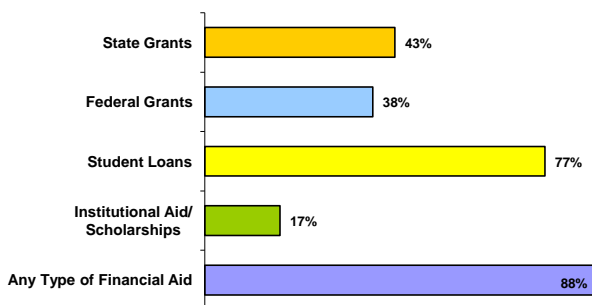
Annual Need-Based Scholarships & Grants

• 61% of Fall 2006 full-time undergraduates received need-based grants or scholarships; the average award for the year was \$2,315.

Annual Need-Based Loans

• 57% of Fall 2006 full-time undergraduates received need-based work-study and/or loans (not including parent loans); the average loan for the year was \$2,394.

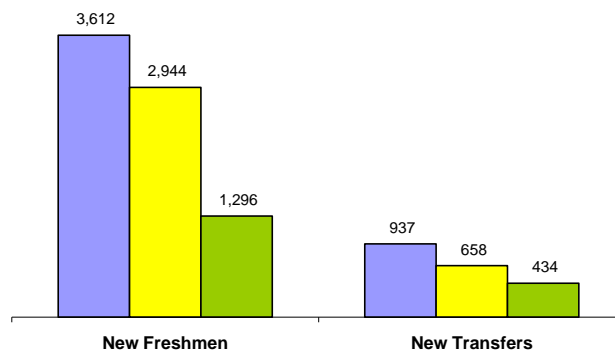
Percent of Fall 2006 First-Time Students Receiving Each Type of Financial Aid



NOTE: Student may receive aid from more than one source.

Undergraduate Admissions

Applied Admitted Enrolled



Academic Preparation of New Freshman

Test(s) Required for Admission: SAT &/or ACT

Middle 50% of Test Score Range

	ACT	SAT
Composite	15-20	
Math	-	400-510
English	-	
Critical Reading		410-520

50% of admitted students have test scores within the ranges listed, 25% have scores above, and 25% have scores below.

Percent in top 25% of High School Graduating Class	20%
Percent in top 50% of High School Graduating Class	51%
Average High School GPA (4-point scale)	2.80

Degrees and Areas of Study

[More](#)

Degrees Awarded at EUP in

Associate's	82
Bachelor's	1,097
Master's	300
Total	1,479

Areas of Study with the Largest Number of Undergraduate Degrees Awarded in 2006-07

Visual and Performing Arts	16%
Education	10%
Security and Protective Services	9%
Health Professions and Related Clinical Sciences	9%
Business, Management, Marketing, and Related Support Se	8%
All other degree areas	48%
Total	100%

[CLICK HERE](#) for a list of undergraduate and graduate programs

The Fighting Scots Community

The Student Life Department offers a wide variety of exciting programs each semester and is fully committed to encourage all Edinboro students to become involved in the wide variety of co-curricular, extra-curricular and university programming activities available on campus. Our goal is to enhance and support a balanced and enjoyable student life experience; one which serves our diverse campus and the varied interests reflective of all students. (http://www.edinboro.edu/campus_life/) The Student Success Center, located on the first floor of McNerney Hall, is designed to help students achieve and maintain success while at Edinboro University of Pennsylvania. The Center serves as an umbrella for a variety of services available to students. It includes Act 101, Adult Student Services, Advising and Career Services, Associate Degree Programs, Bachelor of Arts in Individualized Studies (BAIS), Early Alert Program, Edinboro Success Program, International Student Services, Tutoring, Undeclared Advising and others. (http://www.edinboro.edu/departments/career_services/student_success_center.dot)



Study at EUP

Classroom Environment

Students per Faculty	17 to 1
Undergraduate classes with fewer than 30 students	57%
Undergraduate classes with fewer than 50 students	92%

Full-Time Instructional Faculty

Total Faculty	328
% Women	45%
% from Minority Groups	9%
% with Highest Degree in Field	NA

Carnegie Classification of Institutional Characteristics

Basic Type

Master's L: Master's Colleges and Universities (larger programs)

Size and Setting

M4/R: Medium four-year, primarily residential

Enrollment Profile

VHU: Very high undergraduate

Undergraduate Profile

FT4/I: Full-time four-year, inclusive

Undergraduate Instructional Program

Bal/SGC: Balanced arts & sciences/professions, some graduate coexistent

Graduate Instructional Program

Postbac-Comp: Postbaccalaureate comprehensive

NOTE: Institutional classifications based on the Carnegie 2005 edition.

[CLICK HERE](#) for more information on Carnegie Classifications.

Student Housing

77% of new freshmen live on campus
29% of all undergraduates live on campus

Campus Safety

[More](#)

Edinboro University of Pennsylvania is committed to providing a safe and secure environment for the students, faculty, staff, and visitors of Edinboro University. In accordance with that objective, the 15 professionals employed in the Police Department strive to work with all departments, groups and divisions within the University community at large. The University also has 15-member emergency response team which has the primary purpose of providing for the safety and security of members of the Edinboro University community and to respond to incidents and emergencies that may arise. The team includes first responders and senior level administrators.

[CLICK HERE](#) for Campus Crime Statistics report.

Future Plans of Bachelor's Degree Recipients

Data used to build graph are not yet available

Student Experiences and Perceptions

Students who are actively involved in their own learning and development are more likely to be successful in college. Colleges and universities offer students a wide variety of opportunities both inside and outside the classroom to become engaged with new ideas, people, and experiences. Institutions measure the effectiveness of these opportunities in a variety of ways to better understand what types of activities and programs students find the most helpful.

[CLICK HERE](#) for examples of how EUP evaluates the experiences of its students.

In addition, institutions participating in the VSA program measure student involvement on campus using one of four national surveys.

Results from the survey are not yet available.

--	--

Student Learning Outcomes

All colleges and universities use multiple approaches to measure student learning. Many of these are specific to particular disciplines, many are coordinated with accrediting agencies, and many are based on outcomes after students have graduated. In addition, those institutions participating in the VSA measure increases in critical thinking, analytic reasoning, and written communication using one of three tests.

Student Learning Assessment at EUP

0

[CLICK HERE](#) for examples of student learning assessment and outcomes at EUP

Pilot Project to Measure Core Learning Outcomes

Results from the pilot project using one of the three learning outcomes tests are not yet available.